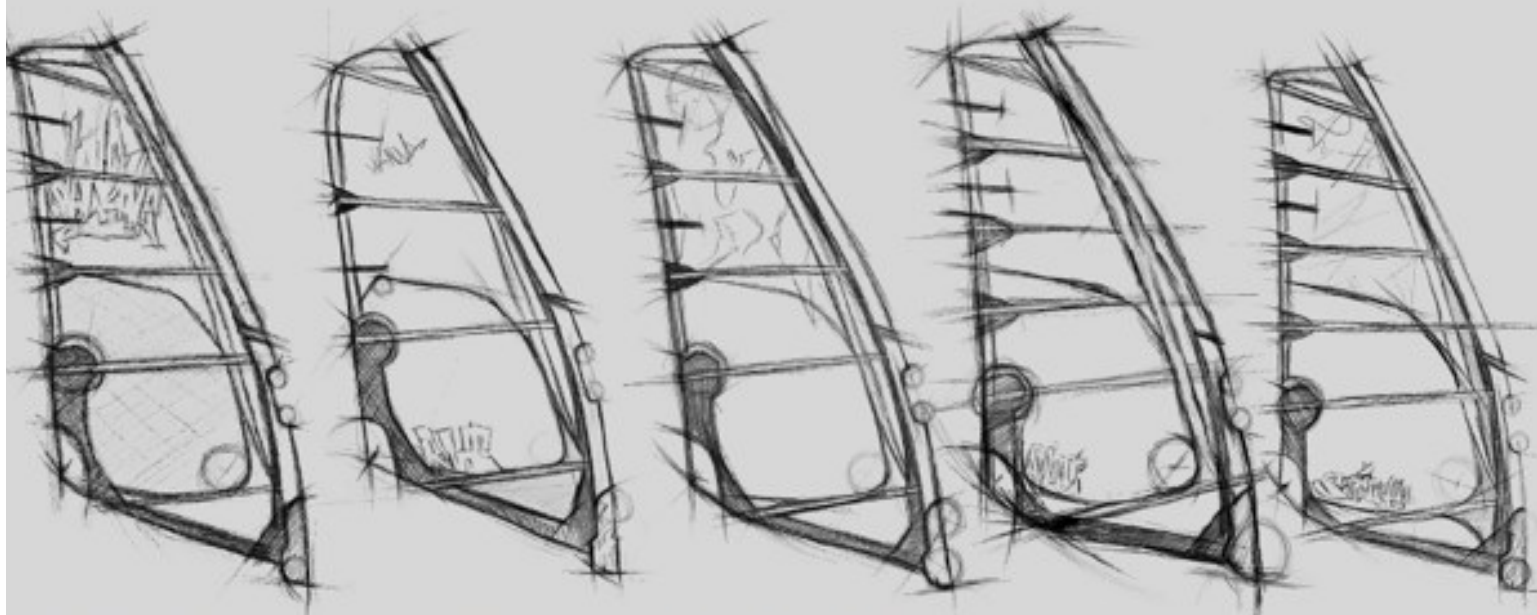


## Join the uprising! - 2010 sail range

At Vandal, we put product function before the whimsey of any marketing department's mandates. Once we have our designs dialed, we then look for *real art by real artists*, applying the graphics of our choice. This a huge shift from the big corporate brands that spend most of their time searching through clip-art archives and butchering their sails with extra seams. If you looking for a other years modesl try here [2011-2012](#) or [2013](#)



### ENEMY

WAVE

TAKE YOUR WAVE  
SAILING TO THE NEXT  
LEVEL WITH THE  
ENEMY.

SIZES:

3.3, 3.7, 4.0, 4.2,  
4.5, 4.7, 5.0, 5.3,  
5.7

### RIOT

X-WAVE

THERE'S A RIOT GOIN  
ON.

SIZES:

3.6, 4.0, 4.4, 4.8,  
5.2, 5.6

### REVERB

FREESTYLE

CRANK UP THE  
DISTORTION.

SIZES:

4.8, 5.2, 5.6, 6.0,  
6.5

### ADDICT

FREERIDE

DO YOU HAVE  
TROUBLE SLEEPING  
AT NIGHT WHEN IT'S  
WINDY?

SIZES:

5.5, 6.0, 6.5, 7.0,  
7.5

### STITCH

FREERACE

INTRODUCING THE  
ALL-NEW VANDAL  
STITCH.

SIZES:

5.5, 6.0, 6.5, 7.0,  
7.5, 8.0, 8.5



# ENEMY

**TAKE YOUR WAVE SAILING TO THE NEXT LEVEL WITH THIS WAVE CRUSHING MACHINE.**

Take your wave sailing to the next level with the Enemy. A full xply layout and an aggressive outline make this the choice for epic days at your local break. Barely introduced, and already legendary, the enemy is set to turn heads. The low clew and soft breathable flex will explode your limits in side-off conditions.

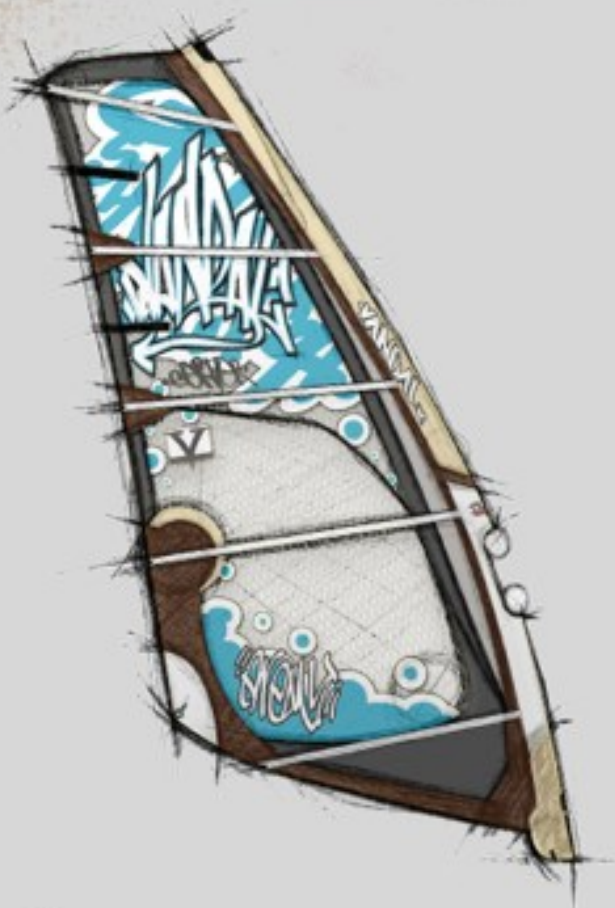
- Full xply layout delivers seasons of uncompromising use.
- Lower clew grommet position keeps rider square during aggressive bottom turns.
- Dacron Luff panel provides flat profiles and a superior rig elasticity.
- Foldback tack patching and silicon batten bumpers keep stitching from grinding on the asphalt.
- No seams below the foot batten give no chance for wear on board's non-skid.
- Heat pressed tack fairing with integral rigging handle protects boards and feet.
- Super protected sock stitching head to tack keeps you out of the repair shop and on the water.
- Strap-On system keeps sails organized in the back of your pickup.

## COLORS



SIZE	MAST	INCH	LUCK	BOOM	EXT.	HEAD
3-3	370 Flux Pro RDM	17	340	139	0	vario
3-7	370 Flux Pro RDM	17	366	145	0	vario
4-0	370 Flux Pro RDM	17	377	151	7	vario
4-2	370 Flux Pro RDM	17	383	156	13	vario
4-5	400 Flux Pro RDM	19	404	158	4	vario
4-7	400 Flux Pro RDM	19	406	163	6	fixed
5-0	400 Flux Pro RDM	19	414	167	14	fixed
5-3	400 Flux Pro RDM	19	422	173	22	fixed
5-7	430 Flux Pro RDM	21	440	179	30	fixed





**'ENEMY'**

**TAKE YOUR WAVE SAILING TO THE NEXT LEVEL WITH THIS WAVE CRUSHING MACHINE.**

Take your wave sailing to the next level with the Enemy. A full xply layout and an aggressive outline make this the choice for epic days at your local break. Barely introduced, and already legendary, the enemy is set to turn heads. The low clew and soft breathable flex will explode your limits in side-off conditions.

- Full xply layout delivers seasons of uncompromising use.
- Lower clew grommet position keeps rider square during aggressive bottom turns.
- Dacron Luff panel provides flat profiles and a superior rig elasticity.
- Foldback tack patching and silicon batten bumpers keep stitching from grinding on the asphalt.
- No seams below the foot batten give no chance for wear on board's non-skid.
- Heat pressed tack fairing with integral rigging handle protects boards and feet.
- Super protected sock stitching head to tack keeps you out of the repair shop and on the water.
- Strap-On system keeps sails organized in the back of your pickup.

**COLORS**



SIZE	MAST	INCH	LUCK	BOOM	EXT.	HEAD
3-3	370 Flux Pro RDM	17	340	139	0	vario
3-7	370 Flux Pro RDM	17	365	145	0	vario
4-0	370 Flux Pro RDM	17	377	151	7	vario
4-2	370 Flux Pro RDM	17	383	156	13	vario
4-5	400 Flux Pro RDM	19	404	158	4	vario
4-7	400 Flux Pro RDM	19	406	163	6	fixed
5-0	400 Flux Pro RDM	19	414	167	14	fixed
5-3	400 Flux Pro RDM	19	422	173	22	fixed
5-7	430 Flux Pro RDM	21	440	179	30	fixed





Crank up the distortion. Bust a Shove-it Spock, a Double Puneta 900, or a Switch Chacho on a sail that is built to bring sick moves within reach. Grab a ReVerb and enjoy the soft elasticity, flat rofiles, and extra high cut foot when you throw down your own personal gauntlet of tricks.

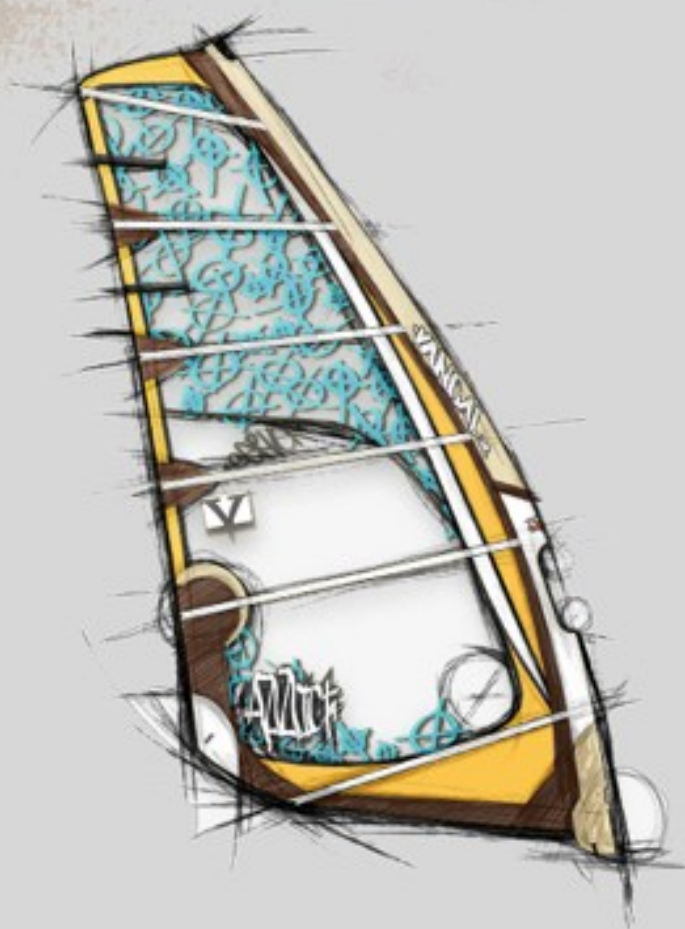
- ▶ A lighter construction layout, with xply in perimeter areas, keeps things light, yet bomber.
- ▶ Extra high cut foot eliminates catching it during rotation and opens up the true potential of duck moves.
- ▶ Dacron Luff panel provides flat profiles and a superior rig elasticity.
- ▶ Foldback tack patching and silicon batten bumpers keep stitching from grinding on the asphalt.
- ▶ No seams below the foot batten give no chance for wear on board's non-skid.
- ▶ Heat pressed tack fairing with integral rigging handle protects boards and feet.
- ▶ Super protect sock stitching head to tack keeps you out of the repair shop and on the water.
- ▶ Strap-On system keeps sails organized in the back of your pickup.

#### COLORS



SIZE	MAST	INCS	LUFF	BOOM	EXT.	HEAD
4.8	400 Flux Pro RDM	19	430	162	10	fixed
5.2	400 Flux Pro RDM	19	421	174	21	fixed
5.6	430 Flux Pro RDM	21	441	178	11	fixed
6.0	430 Flux Pro RDM	21	453	188	23	fixed
6.5	460 Axis SDM	25	465	196	5	fixed





#### COLORS



SIZE	MAST	INCS	LUFF	BOOM, EXT.	HEAD
5.5	430 Flux Pro RDM	21	435	176	5 fixed
6.0	430 Flux Pro RDM	21	447	188	17 fixed
6.5	430 Flux Pro RDM	21	456	202	26 fixed
7.0	460 Axis SDM	25	471	207	11 fixed
7.5	460 Axis SDM	25	482	218	22 fixed



Do you have trouble sleeping at night when it's windy? This six batten, no-cam freeride sail will get you out on the water, no matter the conditions. At Vandal, we know that every rider secretly wants to rip a trick here and there, so we put a big emphasis on maneuverability, to compliment the Addict's proven stability and top-end potential. Sharing ingredients of a great supercross sail and a no-cam freeride sail, the Addict is designed to satisfy your cravings.

- Fuller profiles give you horsepower to get planning, either in light wind, or after stomping a trick.
- Specially crafted tube battens keep the bigger sizes stable and driving forward.
- Xply Luff panel provides a rock solid platform, locking profiles in place over a huge wind range.
- Foldback tack patching and silicon batten bumpers keep stitching from grinding on the asphalt.
- Heat pressed tack fairing with integral rigging handle protects boards and feet.
- Super protect sock stitching head to tack keeps you out of the repair shop and on the water.
- Strap-On system keeps sails organized in the back of your pickup.

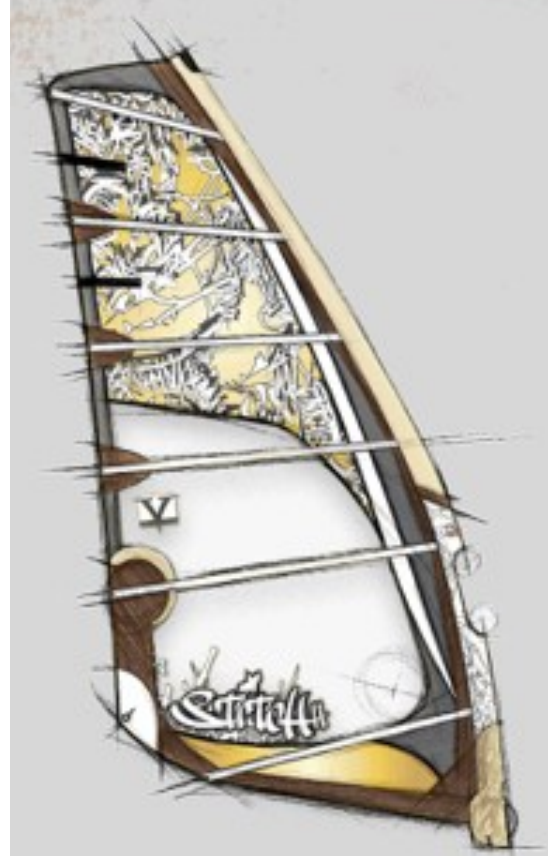




## INTRODUCING THE ALL-NEW VANDAL STITCH.

Introducing the all-new Vandal Stitch. This freeride/freerace engine will redefine your top-end potential. Blistering speeds, come from a super stable package featuring a rigid skeleton of composite tube battens. Small sizes have six battens, large sizes have seven.

- ▶ Race profiles provide a fine entry and terrorizing top-end speed.
- ▶ Specially crafted tube battens keep the bigger sizes rock solid.
- ▶ Xply Luff panel provides a rock solid platform, locking profiles in place over a huge windrange.
- ▶ Foldback tack patching and silicon batten bumpers keep stitching from grinding on the asphalt.
- ▶ Heat pressed tack fairing with integral rigging handle protects boards and feet.
- ▶ Super protect sock stitching head to tack keeps you out of the repair shop and on the water.
- ▶ Strap-On system keeps sails organized in the back of your pickup.



SIZE	MAST	INCH	LUFF	BOOM	EXT.	HEAD
5.5	430 Flux Pro RDM	21	435	175	5	fixed
6.0	430 Flux Pro RDM	21	452	182	22	fixed
6.5	460 Axis SDM	25	463	190	3	fixed
7.0	460 Axis SDM	25	478	200	18	fixed
7.5	490 (460) Axis SDM	29	494	209	4	fixed
8.0	490 Axis SDM	29	504	223	14	fixed
8.5	490 Axis SDM	29	516	234	26	fixed